


Maleny Rangers Football Club

Player registrations on Squadi are OPEN!

Step 1: Squadi

Navigate to Squadi Registration - <https://registration.squadi.com/>

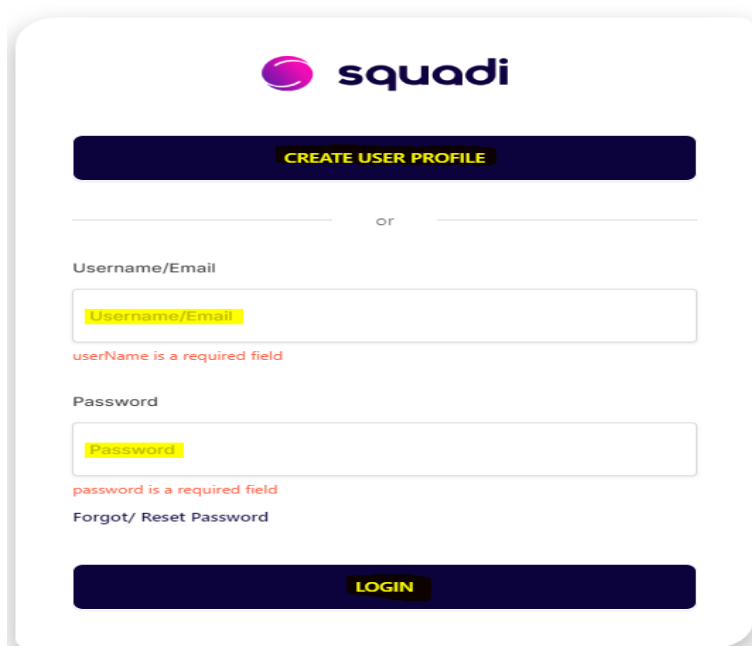


The screenshot shows the Squadi registration page. At the top is the Squadi logo. Below it is a dark blue button labeled 'CREATE USER PROFILE'. Underneath is a horizontal line with 'or' in the center. There are two input fields: 'Username/Email' and 'Password'. The 'Username/Email' field has a red error message below it: 'userName is a required field'. The 'Password' field has a red error message below it: 'password is a required field'. Below the password field is a link that says 'Forgot/ Reset Password'. At the bottom is another dark blue button labeled 'LOGIN'.

Step 2: Squadi Account

Login into your account (if you have played within Football Queensland/Football Australia) IF NOT create an account.

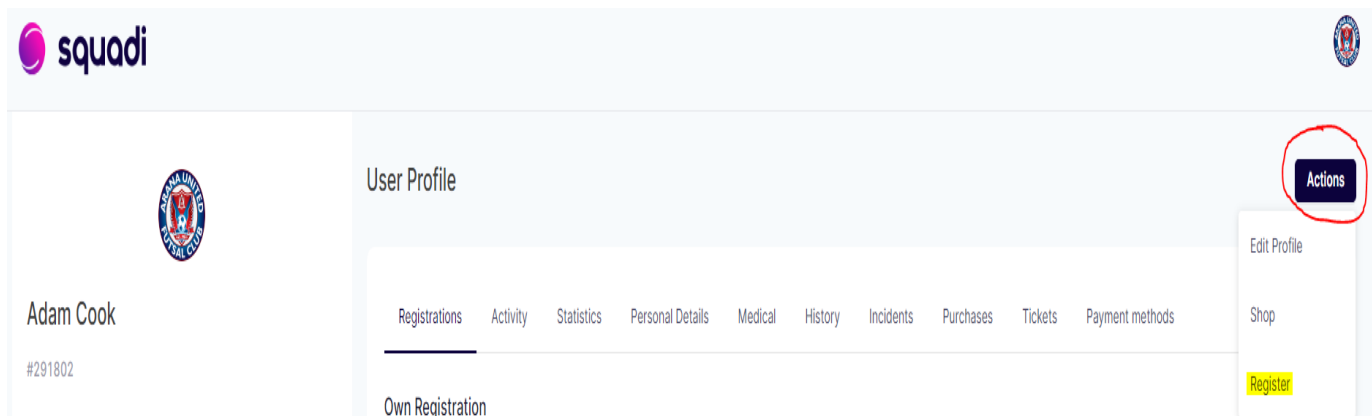
Do this by either entering your Username/Email & Password (existing users) or by clicking the 'Create User Profile' button (new users) respectively.



This screenshot is identical to the one above, but with the 'CREATE USER PROFILE' button at the top and the 'LOGIN' button at the bottom highlighted in yellow. The red error messages are still present under the input fields.

Step 3: Registering

Start a new registration by clicking the 'Actions' button on the right, then the 'Register' drop down option.



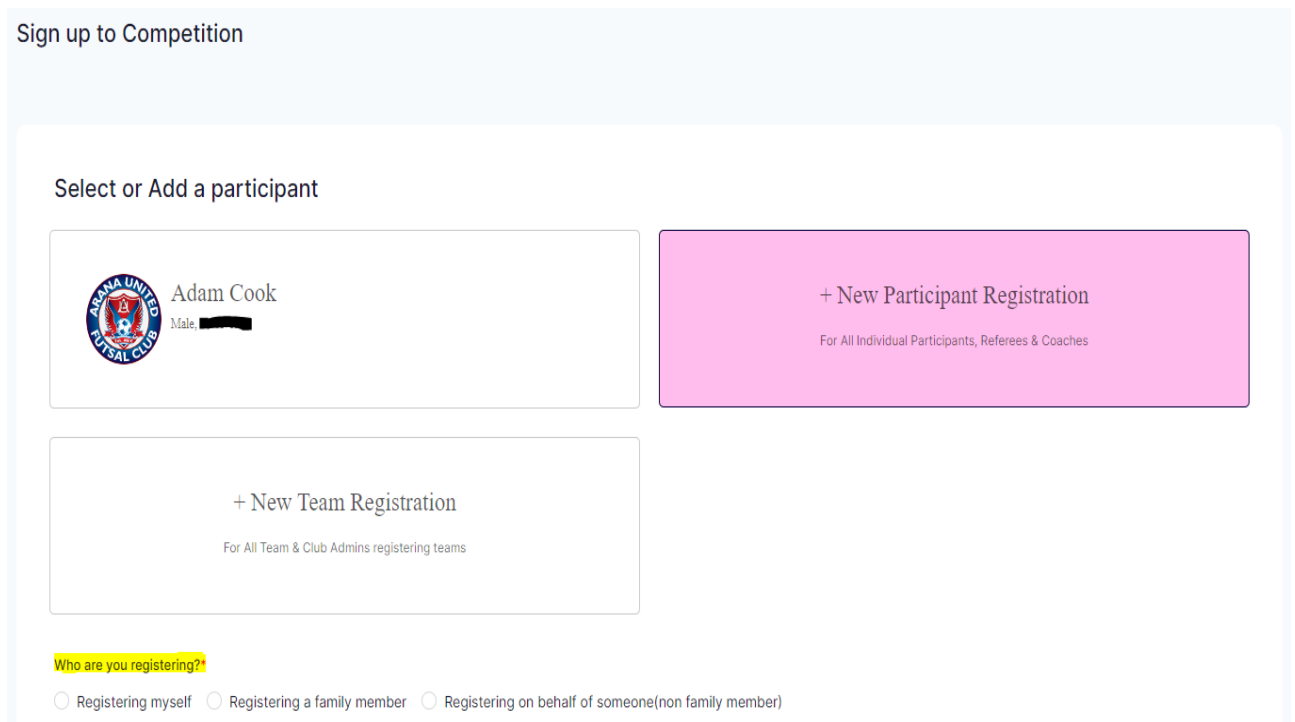
The screenshot shows the Squadi user profile for Adam Cook. The user's name is Adam Cook, and their club is Malmesbury Town FC. The page features a navigation menu with options: Registrations, Activity, Statistics, Personal Details, Medical, History, Incidents, Purchases, Tickets, and Payment methods. A red circle highlights the 'Actions' button in the top right corner, which has a dropdown menu containing 'Edit Profile', 'Shop', and 'Register'.

Step 4: Participant

Select which participant you are registering.

If there are no participants attached to the user account, select the 'New Participant Registration' button.

This will show a number of options at the bottom of the screen (highlighted below)



The screenshot shows the 'Sign up to Competition' page. The page features a section titled 'Select or Add a participant' with two main options: '+ New Participant Registration' (highlighted in pink) and '+ New Team Registration'. Below these options, there is a question 'Who are you registering?' with three radio button options: 'Registering myself', 'Registering a family member', and 'Registering on behalf of someone(non family member)'. The 'New Participant Registration' option is highlighted in pink and includes the text 'For All Individual Participants, Referees & Coaches'.

Step 5: Details

Fill in the Participant Details in full; when done, click the 'next' button at the bottom of the page.

Step 6: Search and select your club's name; Maleny Rangers Football Club
Select the relevant competition.

Step 7: Profile

Select the type of Profile you are creating (Noting that you can select multiple ie Coach, Player, Committee member, volunteer)

Then follow the prompts to complete payment.

Step 8: Payment options

Select whichever payment option best suits you, then click the 'Submit' button.

- Payment in full via Credit card/debit card (Including \$50 volunteer Levy)
- Instalment – First payment upon registration covers FQ & FQ Fees (Including your insurance) Balance payment monthly over 5 months
- Qld Fair Play Vouchers can be added

You will receive email confirmation shortly after successful submission.

Should you have any issues please contact your club Secretary
malenyranglersfc@gmail.com

Welcome to The Maleny Rangers Football Club family

Please visit <https://footballqueensland.com.au/squadi/>